


# PENDLETON HEIGHTS HIGH SCHOOL

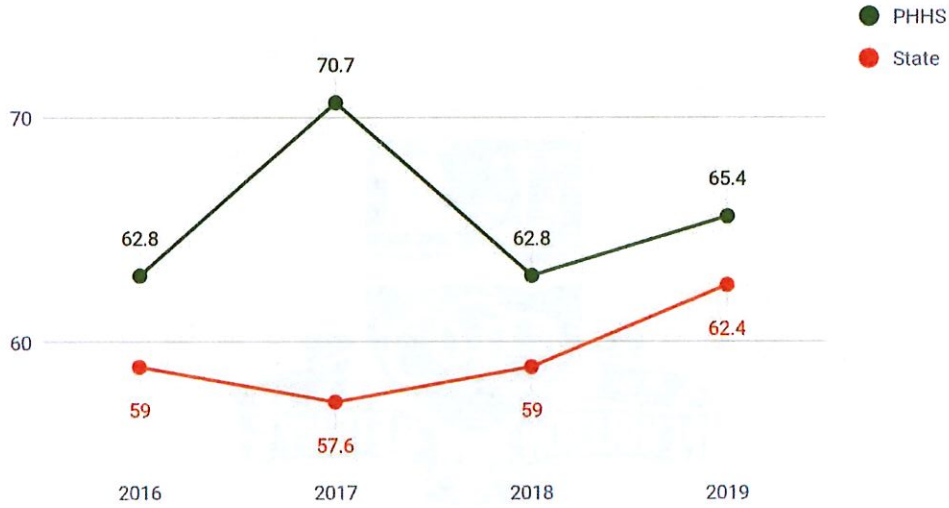


## Pendleton Heights School Grade History

PL 221 Placement		
Year	Placement	Grade
2019		Embargoed
2018		A
2017		A
2016		B
2015		A
2014		A
2013		A
2012	Academic Progress	B

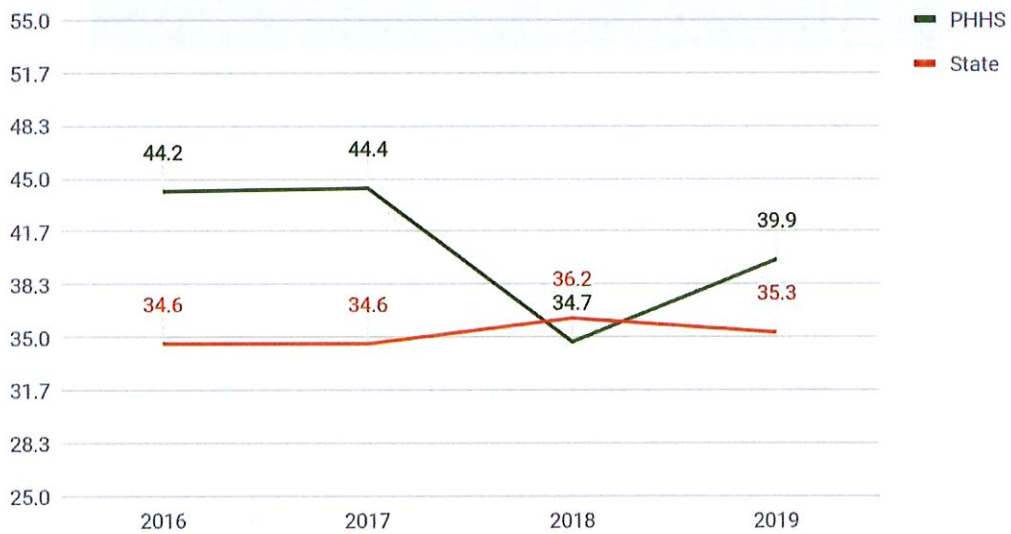
# 2019 ISTEP+ 10

## PHHS ISTEP+ 10 ELA



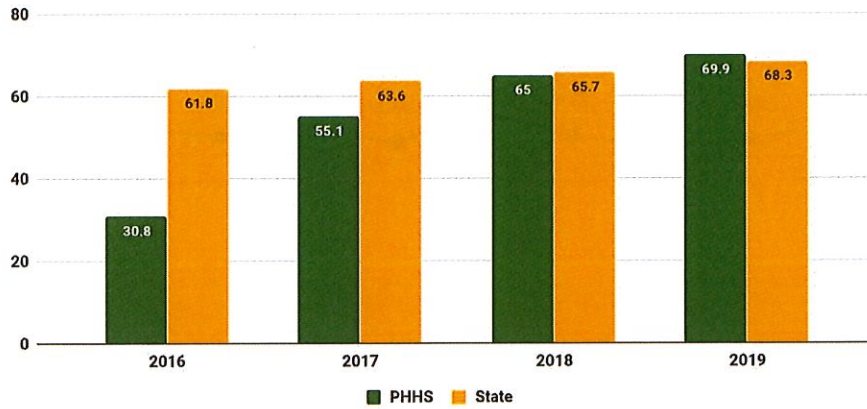
# 2019 ISTEP+ 10

## PHHS ISTEP+10 Math



# College and Career Readiness

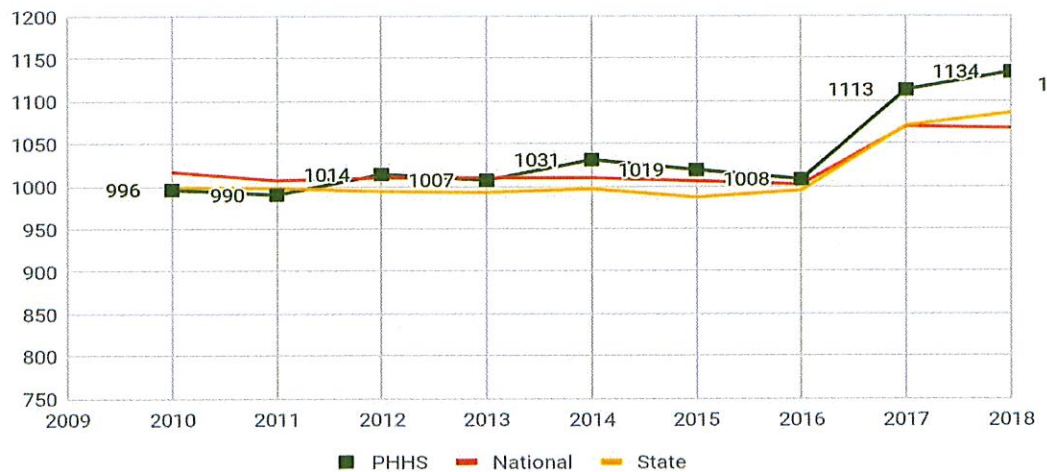
College and Career Readiness



Moving in the Right Direction

# SAT PERFORMANCE

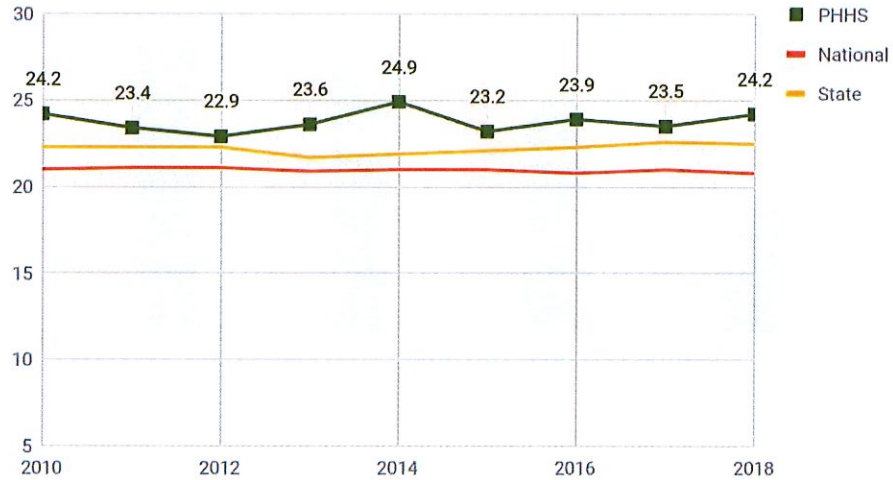
SAT Critical Reading and Math Composite



Above the State Average for the 7th Year in a Row  
 Above the National Average for the 5th Year in a Row

# ACT PERFORMANCE

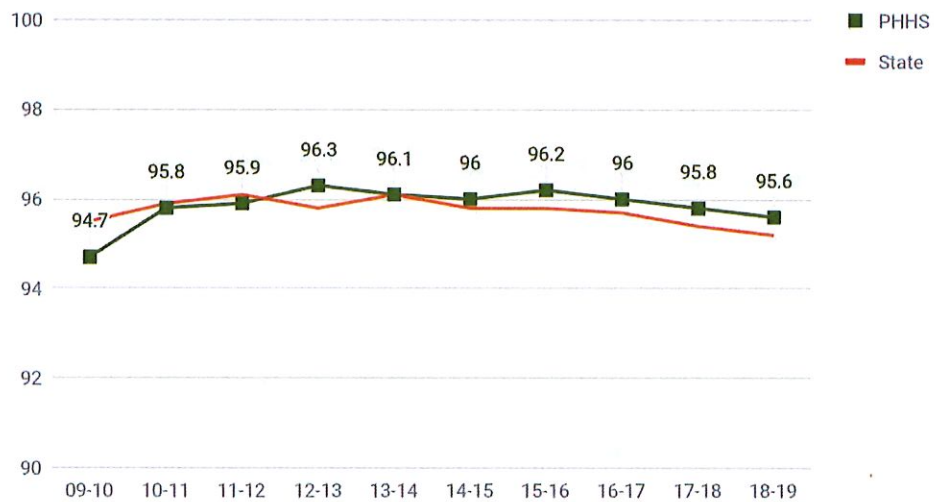
**PHHS ACT Composite**



**Above the State and National Average for the 11<sup>th</sup> Year in a row.**

# Student Attendance Rates

**PHHS Attendance Rate**

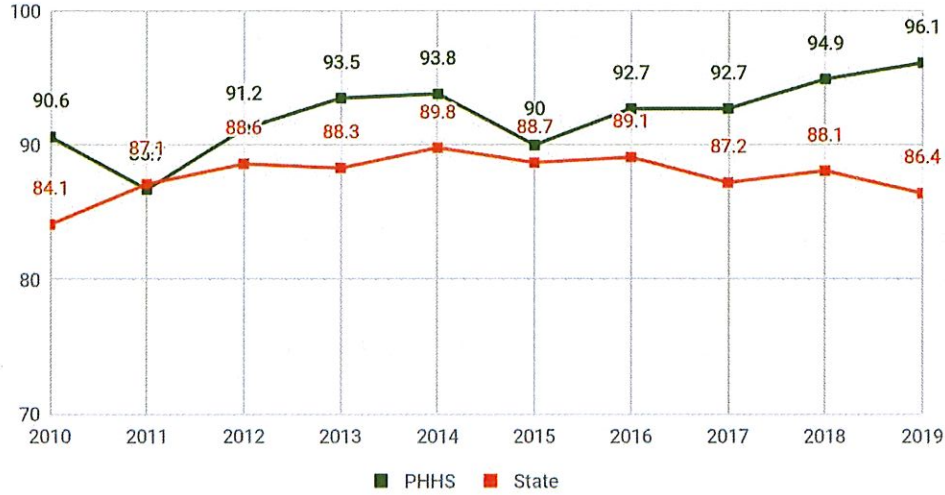


**At or Above The State Average For Last 7 Years**



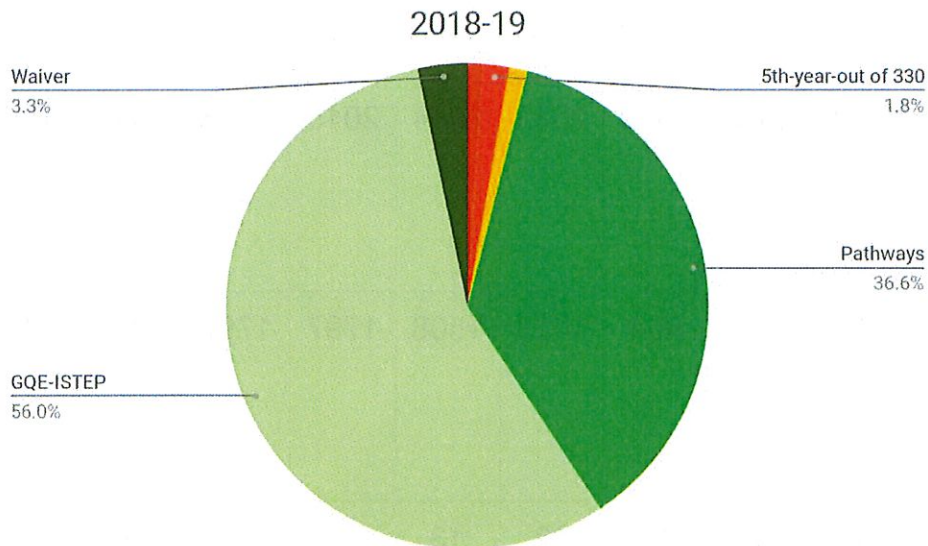
# Student Graduation Rates

PHHS Graduation Rate



Highest in School History

# Graduation Rate Breakdown



Great Transition in 1st Year of Opting-In to Graduation Pathways

# Advanced Placement

	2013	2014	2015	2016	2017	2018	2019
<b>Total Students</b>	315	292	330	385	406	362	331
<b>Total Exams</b>	396	415	500	586	671	585	560
<b>Scores 3+</b>	132	158	174	184	234	246	218

# Dual Credit

College Credits Awarded

Year	2010	2011	2012	2013	2014	2015	2016	2017	2018	2019
Credits	292	337	804	1023	1508	1797	1792	1892	2188	2186
Classes	7	7	12	12	13	13	14	14	14	14

# Goal Summary

## 2019 Performance Benchmarks

Benchmark	Goal Comparison
ISTEP + 10 E/LA	Below
ISTEP+ Math	Below
Academic Honors Diploma	Below
SAT composite score	Above
ACT composite score	Above
College and Career Readiness	Above
Attendance Rate	Above
Graduation Rate	Above
School Grade	Embargoed

Academic Honors State Average 39.8% vs. 37.5% PHHS  
General Diploma State Average 9.7% vs. 12.9% PHHS

## Next Steps

Continue to promote a culture of purpose and relevance

Continue to develop college or career ready curriculum

Continue successful transition to Graduation Pathways

Continue to offer ASVAB

Increase numbers in relevant CTE programs

Implement MTSS successfully

# Innovative Learning

*www.gapp.com*

Two Recipients of the 2020 Lilly Scholar

Robotics/E-Sports

Culinary Arts

Construction Trades

Computer Science

GAPP School of Distinction

Spanish One Heart One Ministry Service Award